

Police Reforms in India

Anviti Chaturvedi

June 2017



Crime per lakh persons
increased by 28% from 2005
to 2015

State police forces have 24%
vacancies

Severe shortages in
weaponry and vehicles

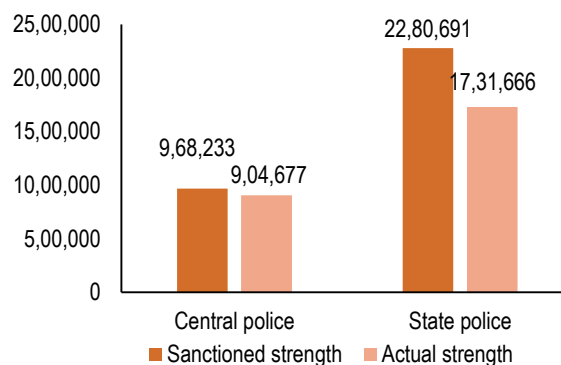
Police accounts for about 3% of government spending

- While state police forces are responsible for maintaining law and order and investigating crimes, central forces assist them with intelligence and internal security challenges (e.g., insurgencies). Expenditure on police accounts for about 3% of the central and state government budgets.

An overburdened police force

- State police forces had 24% vacancies (about 5.5 lakh vacancies) in January 2016. Hence, while the sanctioned police strength was 181 police per lakh persons in 2016, the actual strength was 137 police. Note that the United Nations recommended standard is 222 police per lakh persons.
- 86% of the state police comprises of constabulary. Constables are typically promoted once during their service, and normally retire as head constables. This could weaken their incentive to perform well.
- Crime per lakh population has increased by 28% over the last decade (2005-2015). However, convictions have been low. In 2015, convictions were secured in 47% of the cases registered under the Indian Penal Code, 1860. The Law Commission has observed that one of the reasons behind this is the poor quality of investigations.

24% vacancies in state forces; 7% in central forces

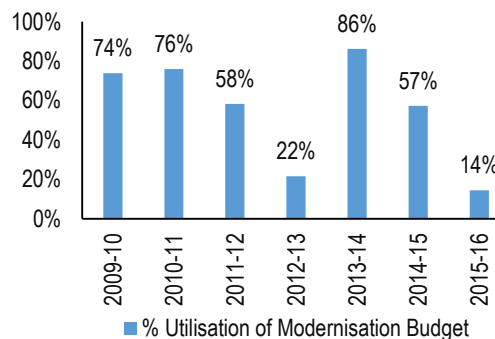


Sources: Bureau of Police Research and Development; PRS.

Improving police infrastructure

- CAG audits have found shortages in weaponry with state police forces. For example, Rajasthan and West Bengal had shortages of 75% and 71% respectively in required weaponry with the state police.
- The Bureau of Police Research and Development has also noted a 30.5% deficiency in stock of required vehicles (2,35,339 vehicles) with the state forces.
- However, funds dedicated for modernisation of infrastructure are typically not utilised fully. For example, in 2015-16, only 14% of such funds were used by the states.

Utilisation of funds for modernisation (%)



Sources: Bureau of Police Research and Development; PRS.

Holding police accountable

- Police has the power to investigate crimes, enforce laws and maintain law and order in a state. To ensure that such power is only used for legitimate purposes, various countries have adopted safeguards such as making police accountable to the political executive and creating independent oversight authorities.
- In India, the political executive (i.e., ministers) has the power of superintendence and control over the police forces to ensure their accountability. However, the Second Administrative Reforms Commission has noted that this power has been misused, and ministers have used police forces for personal and political reasons. Hence, experts have recommended that the scope of the political executive's power must be limited under law.

INTRODUCTION

Under the Constitution, police is a subject governed by states.¹ Therefore, each of the 29 states have their own police forces. The centre is also allowed to maintain its own police forces to assist the states with ensuring law and order.² Therefore, it maintains seven central police forces and some other police organisations for specialised tasks such as intelligence gathering, investigation, research and record-keeping, and training.

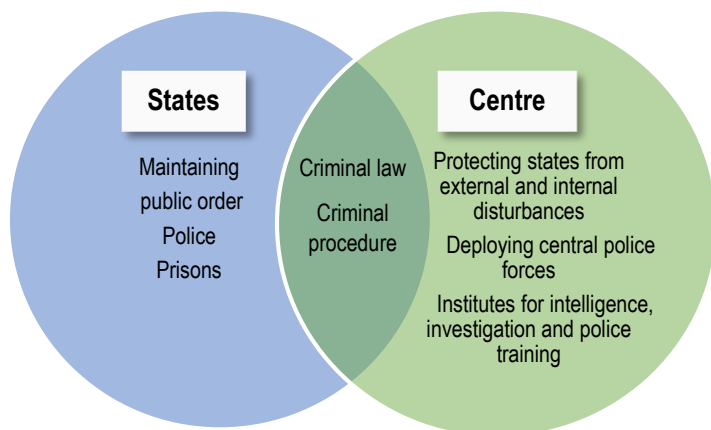
The primary role of police forces is to uphold and enforce laws, investigate crimes and ensure security for people in the country. In a large and populous country like India, police forces need to be well-equipped, in terms of personnel, weaponry, forensic, communication and transport support, to perform their role well. Further, they need to have the operational freedom to carry out their responsibilities professionally, and satisfactory working conditions (e.g., regulated working hours and promotion opportunities), while being held accountable for poor performance or misuse of power.³

This report provides an overview of police organisation in India, and highlights key issues that affect their functioning. Note that the Standing Committee on Home Affairs is also examining two subjects related to organisation and functioning of central and state police forces: (i) “Roadmap for implementation of Police Reforms”, and (ii) “Central Armed Police Forces/ Organisations”.⁴

RESPONSIBILITIES OF CENTRE AND STATES

The Constitution provides for a legislative and executive division of powers between centre and states. With regard to police, some of the key matters regulated by centre and states are illustrated in Figure 2.⁵

Figure 1: Responsibilities of centre and states with regard to police



Sources: Schedule 7 and Article 355, Constitution of India, 1950; PRS.

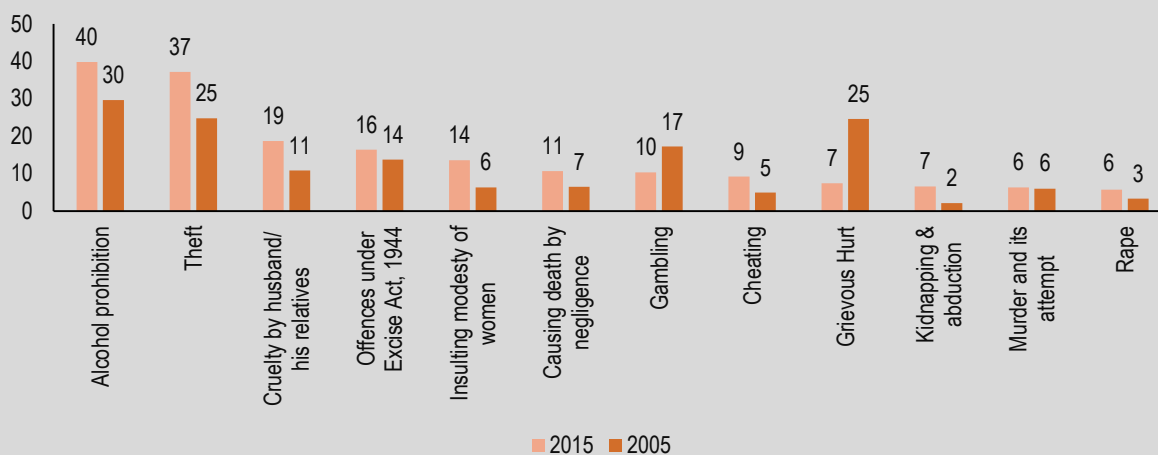
The responsibilities of the state and central police forces are different. State police forces are primarily in charge of local issues such as crime prevention and investigation, and maintaining law and order. While they also provide the first response in case of more intense internal security challenges (e.g., terrorist incident or insurgency-related violence), the central forces are specialised in dealing with such conflicts. For example, the Central Reserve Police Force is better trained to defuse large-scale riots with least damage to life and property, as compared to local police. Further, the central forces assist the defence forces with border protection.

The centre is responsible for policing in the seven union territories. It also extends intelligence and financial support to the state police forces.

Box 1: Overview of crime in India

In 2015, National Crime Records Bureau recorded over 73 lakh complaints of cognizable crimes. Cognizable crimes are relatively serious offences for which police officers do not need a warrant from the magistrate to investigate, such as murder and rape. Between 2005 and 2015, crime rate (i.e., crime per lakh population) for cognizable crimes has increased by 28% from 456 complaints per lakh persons to 582 per lakh persons. This has been primarily because of increase in crime rates of alcohol-prohibition crime, theft, kidnapping and abduction, crimes against women and cheating.

Crime rate for various kinds of crimes under the Indian Penal Code, 1860 and some special laws (per lakh population)



Note: Crime rate for crimes against women (e.g., rape, cruelty by husband or his relatives, insulting modesty of a woman) is calculated per lakh population of women.

Sources: National Crime Records Bureau; PRS.

OVERVIEW OF POLICE ORGANISATION AND FUNCTIONING

State Police Forces

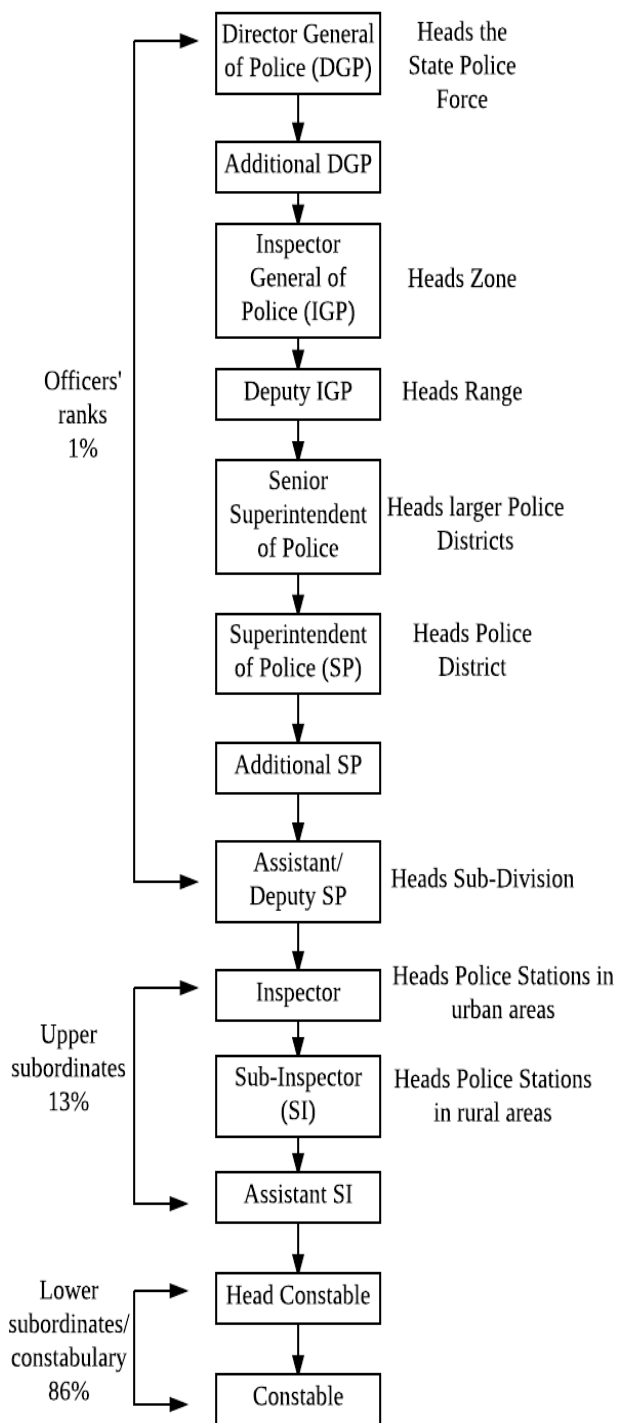
Police forces of the various states are governed by their state laws and regulations. Some states have modelled their laws on the basis of a central law, the Police Act, 1861.⁶ States also have their police manuals detailing how police of the state is organised, their roles and responsibilities, records that must be maintained, etc.

Hierarchy and organisation

State police forces generally have two arms: civil and armed police. The civil police is responsible for day-to-day law and order and crime control. Armed police is kept in reserve, till additional support is required in situations like riots. In this section, we discuss how civil police is organised in the country.

Civil police forces broadly adhere to the hierarchical structure shown in Figure 2. Every state is divided into various field units for the purpose of effective policing: zones, ranges, districts, sub-divisions or circles, police stations and outposts. For instance, a state will comprise of two or more zones, each zone will comprise two or more ranges, and ranges will be sub-divided into the other field units in a similar manner. The key field units in this setup are the police district and the police station.⁷

Figure 2: Hierarchy of state police



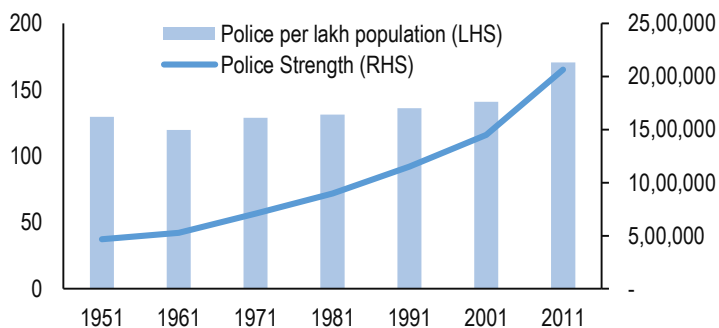
Sources: Bureau of Police Research and Development; Commonwealth Human Rights Initiative; PRS.

A police district is an area declared so by the state government. It is considered the most important supervisory and functional unit of police administration because the officer in charge of the district (i.e. Superintendent of Police or SP) has operational independence in matters relating to internal management of the force and carrying out of law and order duties.⁷

A police station (typically headed by an Inspector or Sub-Inspector) is the basic unit of police functioning. It is engaged with: (i) registration of crimes, (ii) local patrolling, (iii) investigations, (iv) handling of various law and order situations (e.g., demonstrations and strikes), (v) intelligence collection, and (vi) ensuring safety and security in its jurisdiction. A police station may have several police outposts for patrolling and surveillance. Generally, the state government in consultation with the head of the state police force (i.e. Director General of Police or DGP) may create as many police stations with police outposts in a district as necessary, in line with the population of the district, the area, the crime situation and the work load.

As of January 2016, the sanctioned strength of the state police forces stood at 22,80,691.⁸ Note that the bulk of this force was the constabulary (i.e. 86% are head constables and constables), 13% belonged to the upper subordinate ranks (i.e. Inspector to Assistant Sub-Inspector), and 1% to the officers' ranks (DGP to the Deputy SP). Over the last six decades, the overall strength of the state forces has increased substantially. As Figure 3 shows, police strength rose from 130 per lakh population to 141 per lakh population between 1951 and 2001, at an average growth rate of 2% per decade. This further increased by 21% to 171 per lakh population between 2001 and 2011.

Figure 3: Increase in strength of state police forces (1951-2011)



Note: Police per lakh population has been calculated using data for strength of police and population for the respective years. Sources: Commonwealth Human Rights Initiative; Census of India; PRS.

Superintendence of the executive

The state government exercises control and superintendence over the state police forces.⁹ At the district level, the District Magistrate (DM) may also give directions to the SP and supervise police administration.¹⁰ This is called the dual system of control (as authority is vested in both the DM and SP) at the district level.

In some metropolitan cities and urban areas, however, the dual system has been replaced by the Commissionerate system to allow for quicker decision-making in response to complex law and order situations. As of January 2016, 53 cities had this system such as Delhi, Ahmedabad and Kochi.⁸

Table 1: Differences between the dual system of control and the commissionerate system

Dual system	Commissionerate system (53 cities)
<ul style="list-style-type: none"> Dual command structure over the district police means that control and direction over the police vests with the SP (head of district police) and the District Magistrate (executive). Separation of powers of the DM (e.g., issues arrest warrants and licenses) and the police (e.g., investigate crimes and make arrests). Therefore, less concentration of power in the police, and accountability to DM at the district level. SP is assisted by Additional/Assistant/ Deputy SPs, Inspectors and constabulary. 	<ul style="list-style-type: none"> Unified command structure with the Commissioner of Police (rank of the Deputy Inspector General or above) as the sole head of the force within the city. Allows for quicker responses to law and order situations. Powers of policing and magistracy concentrated in Commissioner. Directly accountable to state government and state police chief. Lesser accountability to the local administration. Commissioner is assisted by Special/ Joint/ Additional/ Deputy Commissioners, etc. Inspector downwards rank structure is the same.

Sources: Bureau of Police Research and Development; PRS.

Recruitment and Training

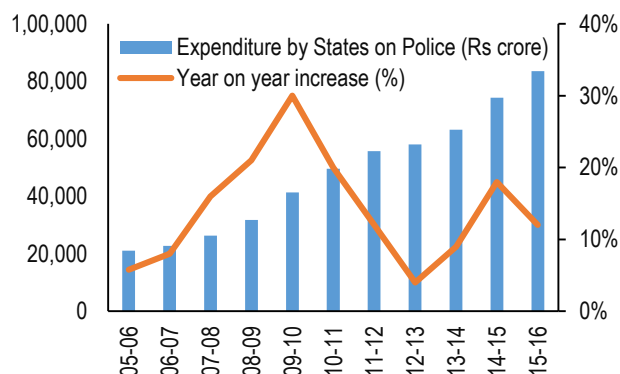
Direct recruitment within the state police forces takes place at three levels: (i) Constables, (ii) Sub-Inspectors, and (iii) Assistant or Deputy SPs.³ The state governments are responsible for recruiting police personnel directly to the ranks of Constables, Sub-Inspectors and Deputy SPs. The central government recruits Indian Police Service (IPS) officers for the rank of Assistant SP. IPS is an All India Service created under the Constitution.¹¹ Vacancies at other positions (as well as at the ranks of Sub-Inspector and Assistant/ Deputy SPs) may be filled up through promotions.

Training of the police forces is carried out in various kinds of state training institutes. For example, states have: (i) apex institutes to train officers (i.e., Deputy or Assistant SP and above rank personnel), (ii) police training schools for subordinate ranks and the constabulary, and (iii) specialized schools for specific police units like traffic, wireless and motor vehicle driving. In addition, some national training institutes run courses for capacity building of state forces (e.g., Central Detective Training Schools in Kolkata, Hyderabad, Chandigarh, Ghaziabad and Jaipur).⁷

Expenditure

In 2015-16, states (excluding union territories) spent Rs 77,487 crore on state police forces, including on salaries, weaponry, housing and transport.⁸ Bulk of this expenditure was on revenue items, like salaries, because police is a personnel-heavy force.¹² Expenditure on police formed 3% of the total budget for states (i.e. Rs 27,20,716 crore). On an average, in the last decade expenditure on police has been increasing at a rate of 15% per year, though the annual growth has fluctuated widely (4% in 2012-13, 30% in 2009-10).

Figure 4: Expenditure by states on police over the last decade



Note: Includes expenditure on union territories.

Sources: Bureau of Police Research and Organisation; PRS.

Table 2: State-wise expenditure on police (as % state budget)

Below 2%		2%-5%		Above 5%	
Name	% of State Budget	Name	% of State Budget	Name	% of State Budget
Odisha	1.1%	Andhra Pradesh	2.1%	Jammu & Kashmir	5.2%
Gujarat	1.7%	Kerala	2.2%	Punjab	5.8%
Karnataka	1.8%	Uttarakhand	2.7%	Nagaland	7.2%
Himachal Pradesh	1.9%	Chhattisgarh	2.7%	Manipur	8.7%
Telangana	1.9%	Assam	2.8%		
Madhya Pradesh	1.9%	Rajasthan	2.9%		
		Maharashtra	3.0%		
		Haryana	3.1%		
		Tamil Nadu	3.1%		
		West Bengal	3.4%		
		Uttar Pradesh	3.4%		
		Bihar	4.0%		
		Meghalaya	4.2%		
		Sikkim	4.8%		
		Mizoram	4.8%		
		Tripura	4.9%		

Note: Data for union territories has not been included.

Sources: Bureau of Police Research and Development; PRS.

Central Police Forces

The centre maintains various central armed police forces and paramilitary forces, of which four guard India's borders, and three perform specialised tasks. These are:

Assam Rifles (AR): Guards India's borders with Myanmar.¹³

Border Security Force (BSF): Guards India's borders with Pakistan and Bangladesh.

Indo Tibetan Border Police Force (ITBP): Guards the border with China.

Sashastra Seema Bal (SSB): Guards India's borders with Nepal and Bhutan.

Central Industrial Security Force (CISF): Provides security to critical infrastructure installations, such as airports, atomic power plants, defence production units and oil fields.

Central Reserve Police Force (CRPF): Deployed for law and order, counter-insurgency, anti-naxal and communal violence operations.

National Security Guards (NSG): Specialised in carrying out counter-terrorism, counter-hijacking and hostage-rescue operations. In addition, it provides VIP security and security for important events.

Box 2: Overview of internal security situation

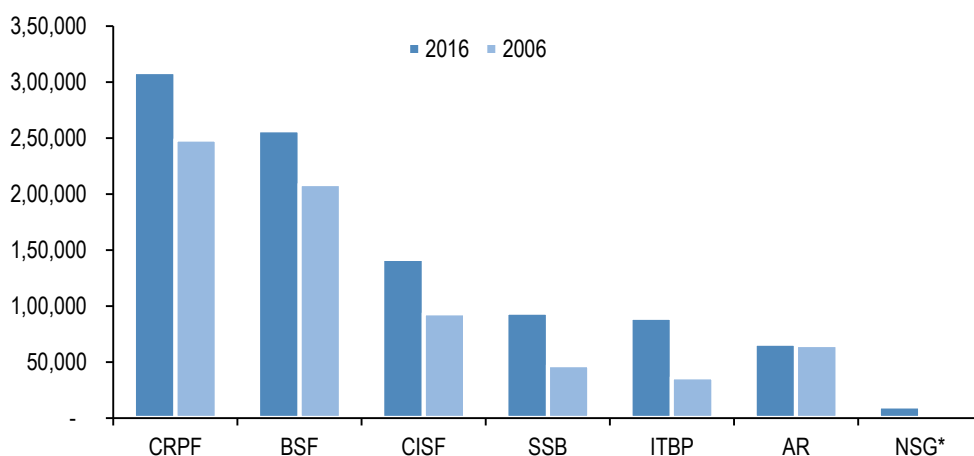
In 2016, the South Asia Terrorism Portal recorded that there were 898 terrorism and insurgency related fatalities in India. Of these, 48% fatalities were due to Left Wing Extremism, 30% due to violence in Jammu and Kashmir, and 18% due to insurgency in the North East. Between 2005 and 2016, overall fatalities due to extremist violence decreased at an annual rate of 11% from 3,259 in 2005 to 898 in 2016. Typically, central police forces are called in to address such internal security challenges.

Years	Jammu and Kashmir	Insurgency in North East	Left Wing Extremism	Other fatalities due to Extremist Violence	Total
2005	1,739	717	717	86	3,259
2006	1,116	637	737	280	2,770
2007	777	1,036	650	152	2,615
2008	541	1,051	648	356	2,596
2009	375	852	997	7	2,231
2010	375	322	1,180	25	1,902
2011	183	246	602	42	1,073
2012	117	316	367	3	803
2013	181	252	421	30	884
2014	193	465	314	4	976
2015	174	273	251	24	722
2016	267	165	433	33	898

Sources: South Asia Terrorism Portal; PRS.

Note that the border-guarding forces are occasionally deployed for counter-insurgency operations and internal security duties as well.

Figure 5: Sanctioned strength of central forces in 2016, compared with strength in 2006



* Strength of NSG in 2006 is not available.

Sources: Bureau of Police Research and Development; PRS.

The total sanctioned strength of the seven central police forces is about 9.7 lakh personnel.⁸ Of these, the largest forces are the CRPF (3 lakh personnel), the BSF (2.6 lakh) and the CISF (1.4 lakh). As seen in Figure 5, the sanctioned strength of the central police forces (excluding the NSG, data for which was unavailable) has increased by 37% over the last decade (2006-2016). The ITBP (146% increase) and the SSB (100% increase) have experienced the maximum increase in this period.

Expenditure on the central forces has also been increasing at an average annual rate of 15% over the years (2005-06 to 2015-16). In 2015-16, the centre spent Rs 43,870 crores on the central forces, with the maximum share going to the three largest forces (CRPF: 33%, BSF: 26% and CISF: 13%).⁸

The centre also maintains several police organisations.¹⁴ Key organisations include:

Intelligence Bureau (IB): The IB is the central intelligence agency for all matters related to internal security, including espionage, insurgency and terrorism.

Central Bureau of Investigation (CBI): The CBI is an investigating agency set up under the Delhi Special Police Establishment Act, 1946. It is responsible for investigating serious crimes having all India or inter-state ramifications, such as those related to corruption, financial scams and serious fraud and organised crime (e.g., black marketing and profiteering in essential commodities). Typically, the CBI takes up an investigation: (i) on the order of the central government with the consent of state government, and (ii) on the order of the Supreme Court and High Courts.¹⁵

National Investigation Agency (NIA): The NIA is an investigating agency set up under the National Investigation Agency Act, 2008. It is responsible for investigating offences against the sovereignty, security and integrity of the country punishable under eight specified laws, such as the Unlawful Activities (Prevention) Act, 1967 and the Anti-Hijacking Act, 1982. NIA takes up an investigation on the order of the central government, either on the request of a state government or suo moto (i.e. on the central government's own authority).¹⁶

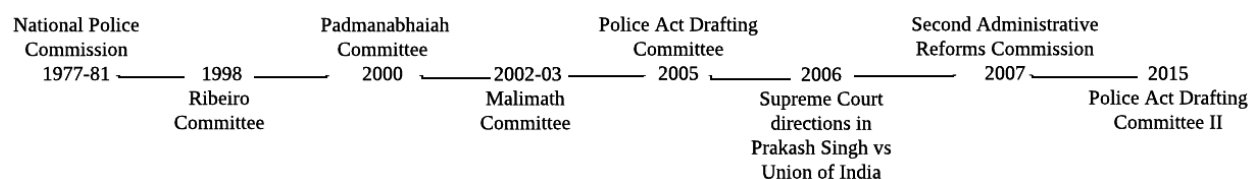
National Crime Records Bureau (NCRB): The NCRB is an institution that collects and maintains records on crime across the country. It coordinates and disseminates this information to various states, investigating agencies, courts and prosecutors. It also functions as the national storehouse for fingerprint records of convicted persons.

Bureau of Police Research and Development (BPRD): The BPRD was set up with the mandate to identify the needs and problems of the police forces in the country. Its responsibilities include: (i) promoting use of science and technology in police work, (ii) monitoring and assisting with the training needs of police forces, (iii) assisting state police forces with modernization, and (iv) assisting the centre in developing quality standards with respect to police equipment and infrastructure.

Training Academies: Two key national training academies that come under the central government are the Sardar Vallabhbhai Patel National Police Academy and the North Eastern Police Academy. The Sardar Vallabhbhai Patel National Police Academy in Hyderabad is responsible for conducting training courses for IPS officers, and for trainers of various police training institutions in the country. The North Eastern Police Academy in Meghalaya is responsible for training police personnel of the north east states.

SOME ISSUES

Figure 6: Expert bodies that have examined police reforms



Source: PRS.

Various expert bodies have examined issues with police organisation and functioning over the last few decades.¹⁷ In this section, we discuss some of these issues.

Police accountability

Police forces have the authority to exercise force to enforce laws and maintain law and order in a state. However, this power may be misused in several ways. For example, in India, various kinds of complaints are made against the police including complaints of unwarranted arrests, unlawful searches, torture and custodial rapes.^{3,18,19} To check against such abuse of power, various countries have adopted safeguards, such as accountability of the police to the political executive, internal accountability to senior police officers, and independent police oversight authorities.²⁰

Accountability to the political executive vs operational freedom

Both the central and state police forces come under the control and superintendence of the political executive (i.e., central or state government).^{9,21} The Second Administrative Reforms Commission (2007) has noted that this control has been abused in the past by the political executive to unduly influence police personnel, and have them serve personal or political interests.²² This interferes with professional decision-making by the police (e.g., regarding how to respond to law and order situations or how to conduct investigations), resulting in biased performance of duties.²⁰

To allow the police greater operational freedom while ensuring accountability, various experts have recommended that the political executive's power of superintendence over police forces be limited.²³ The Second Administrative Reforms Commission has recommended that this power be limited to promoting professional efficiency and ensuring that police is acting in accordance with law.²² Alternatively the National Police Commission (1977-81) suggested that superintendence be defined in the law to exclude instructions that interfere with due process of law, or that influence operational decisions, or that unlawfully influence police personnel transfers, recruitments, etc.²⁴ The Supreme Court has also issued directions to states and the centre in 2006 in this regard.²⁵

Directions of the Supreme Court in Prakash Singh vs Union of India

In 1996, a petition was filed before the Supreme Court that raised various instances of abuse of power by the police, and alleged that police personnel perform their duties in a politically partisan manner. The Supreme Court issued its judgement in 2006, ordering the centre and states to set up authorities to lay down guidelines for police functioning, evaluate police performance, decide postings and transfers, and receive complaints of police misconduct. The court also required that minimum tenure of service be guaranteed to key police officers to protect them from arbitrary transfers and postings.

A summary of the Supreme Court judgement and its implementation are provided in the Annexure.

Sources: Unstarred Question No. 1975, Rajya Sabha, December 16, 2015; Unstarred Question 2420, Lok Sabha, August 4, 2015; Prakash Singh vs Union of India; PRS.²⁶

Independent Complaints Authority

The Second Administrative Reforms Commission and the Supreme Court have observed that there is a need to have an independent complaints authority to inquire into cases of police misconduct.^{22,25} This may be because the political executive and internal police oversight mechanisms may favour law enforcement authorities, and not be able to form an independent and critical judgement.²⁰

For example, the United Kingdom has an Independent Office for Police Conduct, comprising of a Director General appointed by the crown, and six other members appointed by the executive and the existing members, to oversee complaints made against police officers.²⁷ Another example is that of the New York City Police which has a Civilian Complaint Review Board comprising of civilians appointed by local government bodies and the police commissioner to investigate into cases of police misconduct.²⁸

India has some independent authorities that have the power to examine specific kinds of misconduct. For example, the National or State Human Rights Commission may be approached in case of human rights violations, or the state Lokayukta may be approached with a complaint of corruption.²⁹

However, the Second Administrative Reforms Commission has noted the absence of independent oversight authorities that specialise in addressing all kinds of police misconduct, and are easily accessible.²² In light of this, under the Model Police Act, 2006 drafted by the Police Act Drafting Committee (2005), and the Supreme Court guidelines (2006), states are required to set up state and district level complaints authorities.³⁰

The Model Police Act requires state authorities to have five members: a retired High Court Judge, a retired police officer of the rank of DGP from another state cadre, a retired officer with public administration experience from another state, a civil society member and a person with at least 10 years of experience as a judicial officer or lawyer or legal academic. It also requires district level authorities to have retired judges, police officers, practising lawyers, etc.

Note that of 35 states and UTs (excluding Telangana), two states had not made laws or issued notifications regarding setting up of the police complaints authorities (i.e., Jammu and Kashmir and Uttar Pradesh) as of August 2016.³¹ Among the remaining states, some had not set up a state authority, and several had not set up district level authorities. A report of the NITI Aayog also shows that the composition of these authorities is at variance with the Model Police Act, 2006 and the Supreme Court

Model Police Act, 2006

The central government set up the Police Act Drafting Committee (Chair: Soli Sorabjee) in 2005 to draft a new model police law that could replace the Police Act, 1861. The committee submitted the Model Police Act in 2006, which was circulated to all the states in 2006. 17 states (Assam, Bihar, Chhattisgarh, Gujarat, Haryana, Himachal Pradesh, Karnataka, Kerala, Maharashtra, Meghalaya, Mizoram, Punjab, Rajasthan, Sikkim, Tamil Nadu, Tripura, Uttarakhand) passed new laws or amended their existing laws in light of this new model law. Key features of the Model Police Act are mentioned in the Annexure.

Sources: Model Police Act, 2006; Unstarred Question No. 1451, Lok Sabha, May 3, 2016; PRS.

directions.³¹ For example, district level authorities in Bihar and Gujarat only have government and police officials.³¹ Further, in many states complaints authorities do not have the power to issue binding recommendations.³¹

Vacancies and an overburdened force

Currently there are significant vacancies within the state police forces and some of the central armed police forces. As of January 2016, the total sanctioned strength of state police forces across India was 22,80,691, with 24% vacancies (i.e. 5,49,025 vacancies).⁸ Vacancies have been around 24%-25% in state police forces since 2009.³² States with the highest vacancies in 2016 were Uttar Pradesh (50%), Karnataka (36%), West Bengal (33%), Gujarat (32%) and Haryana (31%) (see Table 5 in the Annexure).

In the same year, the total sanctioned strength of the seven central police forces was 9,68,233.⁸ 7% of these posts (i.e. 63,556 posts) were however lying vacant. Sashastra Seema Bal (18%), Central Industrial Security Force (10%), Indo-Tibetan Border Police (9%) and National Security Guards (8%) had relatively high vacancies. Vacancies in the central police forces have been in the range of 6%-14% since 2007.³²

Table 3: Strength and vacancies in central armed police forces (as on January 1, 2016)

	Sanctioned Strength	Actual	Vacancies	% Vacancies
Central Reserve Police Force	3,08,862	2,94,496	14,366	5%
Border Security Force	2,56,831	2,48,811	8,020	3%
Central Industrial Security Force	1,42,250	1,27,638	14,612	10%
Sashastra Seema Bal	94,065	76,768	17,297	18%
Indo-Tibetan Border Police	89,430	81,814	7,616	9%
Assam Rifles	66,411	65,647	764	1%
National Security Guards	10,384	9,503	881	8%
All India	9,68,233	9,04,677	63,556	7%

Sources: Data on Police Organisations 2016, Bureau of Police Research and Development; PRS.

A high percentage of vacancies within the police forces exacerbates an existing problem of overburdened police personnel. Police personnel discharge a range of functions related to: (i) crime prevention and response (e.g., intelligence collection, patrolling, investigation, production of witnesses in courts), (ii) maintenance of internal security and law and order (e.g., crowd control, riot control, anti-terrorist or anti-extremist operations), and (iii) various miscellaneous duties (e.g., traffic management, disaster rescue and removal of encroachments).²² Each police officer is also responsible for a large segment of people, given India's low police strength per lakh population as compared to international standards. While the United Nations recommended standard is 222 police per lakh persons, India's sanctioned strength is 181 police per lakh persons.^{8,33} After adjusting for vacancies, the actual police strength in India is at 137 police per lakh persons. Therefore, an average policeman ends up having an enormous workload and long working hours, which negatively affects his efficiency and performance.^{7,33}

The Second Administrative Reforms Commission has recommended that one way to reduce the burden of the police forces could be to outsource or redistribute some non-core police functions (such as traffic management, disaster rescue and relief, and issuing of court summons) to government departments or private agencies.²² These functions do not require any special knowledge of policing, and therefore may be performed by other agencies. This will also allow the police forces to give more time and energy to their core policing functions.

Constabulary related issues

Qualifications and training: The constabulary constitutes 86% of the state police forces. A constable's responsibilities are wide-ranging, and are not limited to basic tasks. For example, a constable is expected to exercise his own judgement in tasks like intelligence gathering, and surveillance work, and report to his superior officers regarding significant developments. He assists with investigations, and is also the first point of contact for the public. Therefore, a constable is expected to have some analytical and decision-making capabilities, and the ability to deal with people with tact, understanding and firmness.

The Padmanabhaiah Committee and the Second Administrative Reforms Commission have noted that the entry level qualifications (i.e. completion of class 10th or 12th in many states) and training of constables do not qualify them for their role.²² One of the recommendations made in this regard has been to raise the qualification for entry into the civil police to class 12th or graduation.^{22,34} It has also been recommended that constables, and the police force in general, should receive greater training in soft skills (such as communication, counselling and leadership) given they need to deal with the public regularly.²²

Promotions and working conditions: The Second Administrative Reforms Commission has further noted that the promotion opportunities and working conditions of constables are poor, and need to be improved.²² Generally a constable in India can expect only one promotion in his lifetime, and normally retires as a head constable, which weakens his incentive to perform well. This system may be contrasted with that in the United Kingdom, where police officers generally start as constables and progress through each rank in order.³⁵ Further, in India sometimes superiors employ constables as orderlies to do domestic work, which erodes their morale and motivation, and takes them away from their core policing work. The Commission recommended that the orderly system be abolished across states.^{22,36}

Housing: Importance of providing housing to the constabulary (and generally to the police force) to improve their efficiency and incentive to accept remote postings has also been emphasised by expert bodies, such as the National Police Commission.³⁷ This is because in remote and rural areas, private accommodation may not be easily available on rent. Even in metropolitan areas, rents may be prohibitively high, and adequate accommodation may not be available in the immediate vicinity of the police stations affecting their operational efficiency.

Crime investigation

A core function of the state police forces and some central police agencies like the CBI is crime investigation. Once a crime occurs, police officers are required to record the complaint, secure the evidence, identify the culprit, frame the charges against him, and assist with his prosecution in court so that a conviction may be secured. In India, crime rate has increased by 28% over the last decade, and the nature of crimes is also becoming more complex (e.g., with emergence of various kinds of cybercrimes and economic fraud).¹⁹ Conviction rates (convictions secured per 100 cases) however have been fairly low. In 2015, the conviction rate for crimes recorded under the Indian Penal Code, 1860 was 47%.¹⁹ The Law Commission has observed that one of the reasons behind this is the poor quality of investigations.³⁸

Crime investigation requires skills and training, time and resources, and adequate forensic capabilities and infrastructure. However, the Law Commission and the Second Administrative Reforms Commission have noted that state police officers often neglect this responsibility because they are understaffed and overburdened with various kinds of tasks.^{22,38} Further, they lack the training and the expertise required to conduct professional investigations. They also have insufficient legal knowledge (on aspects like admissibility of evidence) and the forensic and cyber infrastructure available to them is both inadequate and outdated. In light of this, police forces may use force and torture to secure evidence. Further, while crime investigations need to be fair and unbiased, in India they may be influenced by political or other extraneous considerations. In light of these aspects, experts have recommended that states must have their own specialized investigation units within the police force that are responsible for crime investigation.^{3,39} These units should not ordinarily be diverted for other duties.

With regard to forensic infrastructure in the country, it may be noted that currently India has seven Central Forensic Science Laboratories, 30 State Laboratories, 50 Regional Laboratories and 144 District Mobile Laboratories.⁴⁰ These laboratories conduct scientific analysis of ballistics, bodily fluids, computer records, documents, explosives, fingerprints, narcotics and voice identification, among other things.⁴¹ Expert bodies have however said that these laboratories are short of funds and qualified staff.²² Further, there is indiscriminate referencing of cases to these labs resulting in high pendency.²²

Underreporting of crime in India

The National Crime Records Bureau (NCRB) under the Ministry of Home Affairs is the nodal agency for collection and dissemination of information related to crime in India. The NCRB publishes an annual report called Crime in India, that records crime on the basis of the FIRs registered in the police stations across the country. It is the only official source of crime data in India, and it records among other things crime committed state-wise and offence-wise (e.g., murder, rape, cheating, theft).

An expert committee under the Ministry of Statistics and Programme Implementation has noted that there is significant under-reporting of crimes under the NCRB for various reasons. For example, there could be suppression of data and low registration of crimes because the police know that their work is judged on the basis of this information. Also, sometimes victims of crime may decide against reporting the incident with the police because they are afraid to approach the police, or think the crime is not serious enough, etc. Also, note that the NCRB follows the 'principal offence rule' for counting crime. This means that if many offences are covered in a single registered criminal case, the NCRB will only count the most heinous of the offences. For instance, a case of murder and rape, will only be counted as a case of murder (i.e. principal offence) by the NCRB.

Sources: Report of the Committee on Crime Statistics, Ministry of Statistics and Programme Implementation, 2012; National Crime Records Bureau; PRS.

Police infrastructure

Modern policing requires a strong communication support, state-of-art or modern weapons, and a high degree of mobility. The CAG and the BPRD have noted shortcomings on several of these fronts.

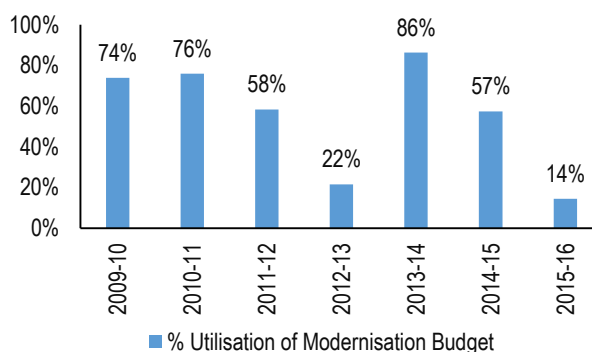
Weaponry: The CAG has found that weaponry of several state police forces is outdated, and the acquisition process of weapons slow, causing a shortage in arms and ammunition.⁴² An audit of the Rajasthan police force (2009 to 2014) concluded that there was a shortage of 75% in the availability of modern weapons against the state's own specified requirements.⁴³ The same audit also found that even when weapons were procured, a large proportion of them (59%) were lying idle because they had not been distributed to the police stations. Similar audits in West Bengal and Gujarat found shortages of 71% and 36% respectively in required weaponry.⁴⁴

Police vehicles: Audits have noted that police vehicles are in short supply.⁴² New vehicles are often used to replace old vehicles, and there is a shortage of drivers. This affects the response time of the police, and consequently their effectiveness. As of January 2015, state forces had a total of 1,63,946 vehicles, marking a 30.5% deficiency against the required stock of vehicles (2,35,339 vehicles).⁴⁵

Police Telecommunication Network (POLNET): The POLNET project was initiated by the central government in 2002 to connect the police and paramilitary forces of the country through a satellite based communication network, that will be significantly faster than the existing system of radio communications. However, audits have found that the POLNET network is non-functional in various states.^{42,44,46} For example, an audit of the Gujarat police force reported that the network had not been operationalised till October 2015 due to non-installation of essential infrastructure, such as remote subscriber units and generator sets. The audit also noted that there were 40%-50% vacancies in key segments of trained personnel, such as radio operators and technicians, needed to operate the equipment.⁴⁴

Underutilisation of funds for modernisation: Both centre and states allocate funds for modernisation of state police forces. These funds are typically used for strengthening police infrastructure, by way of construction of police stations, purchase of weaponry, communication equipment and vehicles. However, there has been a persistent problem of underutilisation of modernisation funds.³² For example, in 2015-16, the centre and states allocated Rs 9,203 crore for modernisation. However, only 14% of it was spent. Figure 10 shows trend of underutilisation of funds between 2009-10 and 2015-16.

Figure 7: Utilisation of funds for modernisation (%)



Sources: Bureau of Police Research and Development; PRS.

Police-public relations

Police requires the confidence, cooperation and support of the community to prevent crime and disorder. For example, police personnel rely on members of the community to be informers and witnesses in any crime investigation. Therefore, police-public relations is an important concern in effective policing. The Second Administrative Reforms Commission has noted that police-public relations is in an unsatisfactory state because people view the police as corrupt, inefficient, politically partisan and unresponsive.²²

One of the ways of addressing this challenge is through the community policing model. Community policing requires the police to work with the community for prevention and detection of crime, maintenance of public order, and resolving local conflicts, with the objective of providing a better quality of life and sense of security. It may include patrolling by the police for non-emergency interactions with the public, actively soliciting requests for service not involving criminal matters, community based crime prevention and creating mechanisms for grassroots feedback from the community. Various states have been experimenting with community policing including Kerala through ‘Janamaithri Suraksha Project’, Rajasthan through ‘Joint Patrolling Committees’, Assam through ‘Meira Paibi’, Tamil Nadu through ‘Friends of Police’, West Bengal through the ‘Community Policing Project’, Andhra Pradesh through ‘Maithri and Maharashtra through ‘Mohalla Committees’.^{18,22}

Examples of community policing in India

Janamaithri Suraksha in Kerala

This project is an initiative of the Kerala Police to facilitate greater accessibility, close interaction and better understanding between the police and local communities. For example, Beat Constables are required to know at least one family member of every family living in his beat area, and allocate some time to meet with people outside the police station every week. Janamaithri Suraksha Committees are also formed with municipal councillors, representatives of residents’ associations, local media, high schools and colleges, retired police officers, etc. to facilitate the process.

Meira Paibi (Torch-bearers) in Assam

The women of the Manipuri Basti in Guwahati help with improving the law and order problem in their area, by tackling drug abuse among the youth. They light their torches and go around the basti guarding the entry and exit points, to prevent the youth of the area from going out after sunset.

Sources: Model Police Manual, Bureau of Police Research and Development; Kerala Police Website; PRS.

¹ Entry 2, List II, Schedule 7, Constitution of India, 1950.

² Entry 2 and 2A, List I, Schedule 7, Constitution of India, 1950.

- ³ “Public Order”, Second Administrative Reforms Commission, 2007, <http://arc.gov.in/5th%20REPORT.pdf>; “Police Organisation in India”, Commonwealth Human Rights Initiative, 2015, <http://www.humanrightsinitiative.org/download/1456400058Final%20Police%20Org%20in%20India%202016.pdf>; Prakash Singh vs Union of India, Supreme Court, Writ Petition (Civil) No. 310 of 1996, November 8, 2010; “Building SMART Police in India: Background into the needed Police Force Reforms”, NITI Aayog, 2016, http://www.niti.gov.in/writereaddata/files/document_publication/Strengthening-Police-Force.pdf.
- ⁴ “Committee on Home Affairs”, Subjects selected by Standing Committees, PRS Legislative Research, Last visited August 17, 2016, <http://www.prsindia.org/parliamenttrack/parliamentary-committees/subjects-selected-by-standing-committees-3451/>.
- ⁵ *States*: Entries 1,2 and 4 of List II, Schedule 7, Constitution of India, 1950; *Centre*: Article 355 and Entries 2,2A,5,8,65,70 and 80, List I, Schedule 7, Constitution of India, 1950; *Concurrent*: Entries 1 and 2, List III, Schedule 7, Constitution of India, 1950.
- ⁶ For example, police in Uttar Pradesh, Madhya Pradesh, Manipur and Nagaland is regulated under the Police Act, 1861; Model Police Manual: Volume 1, Bureau of Police Research and Development, <http://www.bprd.nic.in/WriteReadData/userfiles/file/1645442204-Volume%201.pdf>; “Police Organisation in India”, Commonwealth Human Rights Initiative, 2015, <http://www.humanrightsinitiative.org/download/1456400058Final%20Police%20Org%20in%20India%202016.pdf>.
- ⁷ “Model Police Manual: Volume 1”, Bureau of Police Research and Development, <http://www.bprd.nic.in/WriteReadData/userfiles/file/1645442204-Volume%201.pdf>.
- ⁸ “Data on Police Organisations”, Bureau of Police Research and Development, 2016, <http://bprd.nic.in/WriteReadData/userfiles/file/201701090303068737739DATABOOK2016FINALSMALL09-01-2017.pdf>.
- ⁹ Section 3, Police Act, 1861.
- ¹⁰ Section 4, Police Act, 1861.
- ¹¹ Article 312, Constitution of India, 1950.
- ¹² State of State Finances, PRS Legislative Research, October 2016, <http://www.prsindia.org/uploads/media/State%20Finances/State%20Finances%20Report.pdf>.
- ¹³ Note that the Assam Rifles is not a dedicated border guarding force, like the BSF, ITBP and SSB. It is structured as a counter-insurgency force but is deployed along the India-Myanmar border. The Ministry is still finalising a dedicated border guarding force for the India-Myanmar border. See “Border Security: Capacity Building and Institutions”, Standing Committee on Home Affairs, April 11, 2017, <http://164.100.47.5/newcommittee/reports/EnglishCommittees/Committee%20on%20Home%20Affairs/203.pdf>.
- ¹⁴ Central Police Organisations, Ministry of Home Affairs, <http://mha.nic.in/cpo>.
- ¹⁵ Frequently Asked Questions, Central Bureau of Investigation, Last visited January 12, 2017, <http://cbi.nic.in/faq.php>.
- ¹⁶ Section 6, National Investigation Agency Act, 2008.
- ¹⁷ Unstarred Question No. 2316, Lok Sabha, August 4, 2015.
- ¹⁸ “Model Police Manual: Volume 2”, Bureau of Police Research and Development, <http://www.bprd.nic.in/WriteReadData/userfiles/file/6798203243-Volume%202.pdf>.
- ¹⁹ “Crime in India”, National Crime Records Bureau, 2006-15.
- ²⁰ “Handbook on Police Accountability, Oversight and Integrity”, United Nations Office on Drugs and Crime, 2011, https://www.unodc.org/documents/justice-and-prison-reform/crimeprevention/PoliceAccountability_Oversight_and_Integrity_10-57991_Ebook.pdf.
- ²¹ See Section 5, Assam Rifles Act, 2006; Section 5 of the Border Security Force Act, 1968; Section 8, Central Reserve Police Force Act, 1949.
- ²² “Public Order”, Second Administrative Reforms Commission, 2007, <http://arc.gov.in/5th%20REPORT.pdf>.
- ²³ “A New Beginning: Policing in Northern Ireland”, Report of the Independent Commission on Policing for Northern Ireland, September 1999, <http://cain.ulst.ac.uk/issues/police/patten/patten99.pdf>.
- ²⁴ Section 30, Draft Model Police Bill recommended by the National Police Commission (1977-81), http://mha.nic.in/sites/upload_files/mha/files/pdf/mpolice_act.pdf.
- ²⁵ Prakash Singh vs Union of India, Supreme Court, Writ Petition (Civil) No. 310 of 1996, November 8, 2010.
- ²⁶ “Police Organisation in India”, Commonwealth Human Rights Initiative, 2015; “State Security Commissions”, Commonwealth Human Rights Initiative, 2014, http://www.humanrightsinitiative.org/programs/Report2014/CHRI_Report2014%20.pdf.
- ²⁷ Section 33, Part II, Chapter 5, UK Policing and Crime Act, 2017.
- ²⁸ Website of New York City Civilian Complaint Review Board, Last visited March 6, 2017, <https://www1.nyc.gov/site/ccrb/about/frequently-asked-questions-faq.page>.
- ²⁹ Section 12, Protection of Human Rights Act, 1993; Section 63, Lokpal and Lokayuktas Act, 2013.
- ³⁰ Sections 159 and 173, Model Police Act, 2006; Prakash Singh vs Union of India, Supreme Court, Writ Petition (Civil) No. 310 of 1996, November 8, 2010.
- ³¹ “Building SMART Police in India: Background into the needed Police Force Reforms”, NITI Aayog, 2016, http://www.niti.gov.in/writereaddata/files/document_publication/Strengthening-Police-Force.pdf.
- ³² “Data on Police Organisations”, Bureau of Police Research and Development, 2007-16.
- ³³ “National Requirement of Manpower for 8-hour Shifts in Police Stations”, Bureau of Police Research and Development, August 2014.
- ³⁴ Section 44, Draft Model Police Bill, 2015.
- ³⁵ “Leadership and Standards in the Police”, UK Home Affairs Committee, 2013, <http://www.publications.parliament.uk/pa/cm201314/cmselect/cmhaff/67/6708.htm#a13>.
- ³⁶ “169th Report: Demand for Grants (2013-14) of Ministry of Home Affairs, Standing Committee on Home Affairs, 2013, <http://164.100.47.5/newcommittee/reports/EnglishCommittees/Committee%20on%20Home%20Affairs/169.pdf>.
- ³⁷ First Report, National Police Commission, 1979, <http://police.pondicherry.gov.in/Police%20Commission%20reports/1st%20Police%20commission.pdf>.

³⁸ “Report No. 239: Expeditious Investigation and Trial of Criminal Cases Against Influential Public Personalities”, Law Commission of India, March 2012, <http://lawcommissionofindia.nic.in/reports/report239.pdf>.

³⁹ “14th Report: Reforms of the Judicial Administration”, Volume 2, Law Commission of India, <http://lawcommissionofindia.nic.in/1-50/Report14Vol2.pdf>; “154th Report: The Code of Criminal Procedure, 1973”, Volume 1, Law Commission of India, <http://lawcommissionofindia.nic.in/101-169/Report154Vol1.pdf>; Section 99 and 122, Model Police Act, 2006; Section 26, Draft Model Police Bill, 2015.

⁴⁰ Starred Question 24, Lok Sabha, December 1, 2015.

⁴¹ Forensic Perspective Plan 2010, Ministry of Home Affairs, [http://mha.nic.in/sites/upload_files/mha/files/pdf/IFS\(2010\)-FinalRpt.pdf](http://mha.nic.in/sites/upload_files/mha/files/pdf/IFS(2010)-FinalRpt.pdf).

⁴² “Compendium on Performance Audit Reviews on Modernisation of Police Force”, Comptroller & Auditor General, http://saiindia.gov.in/english/home/Our_Products/Other_Reports/Compendia/police_Force.swf.

⁴³ Audit Report (General and Social Audit) for the year ended 31 March 2014 for Rajasthan, Comptroller and Auditor General, http://www.cag.gov.in/sites/default/files/audit_report_files/Rajasthan_General_Social_1_2015_Chap_2.pdf.

⁴⁴ Audit Report (General and Social Sector) 2013-14 for West Bengal, Comptroller and Auditor General, http://www.cag.gov.in/sites/default/files/audit_report_files/Chapter_2_Performance_Audit_20.pdf; Audit Report on the General and Social Sector for the year ended March 2015, Comptroller and Auditor General, http://www.cag.gov.in/sites/default/files/audit_report_files/Gujarat_General_and_Social_Sector_Report_2_%202016.pdf.

⁴⁵ “Data on Police Organisations”, Bureau of Police Research and Development, 2015,

<http://www.bprd.nic.in/WriteReadData/userfiles/file/201607121235174125303FinalDATABOOKSMALL2015.pdf>.

⁴⁶ Audit Report (Social, Economic, Revenue and General Sectors) 2012-13 for Tripura, Comptroller and Auditor General, http://www.cag.gov.in/sites/default/files/audit_report_files/Tripura_social_economic_revenue_sector_1_2014.pdf.

DISCLAIMER: This document is being furnished to you for your information. You may choose to reproduce or redistribute this report for non-commercial purposes in part or in full to any other person with due acknowledgement of PRS Legislative Research (“PRS”). The opinions expressed herein are entirely those of the author(s). PRS makes every effort to use reliable and comprehensive information, but PRS does not represent that the contents of the report are accurate or complete. PRS is an independent, not-for-profit group. This document has been prepared without regard to the objectives or opinions of those who may receive it.

ANNEXURE

Directions of the Supreme Court in Prakash Singh vs Union of India

Context: In 1996, a petition was filed before the Supreme which stated that the police abuse and misuse their powers. It alleged non-enforcement and discriminatory application of laws in favour of persons with clout, and also raised instances of unauthorised detentions, torture, harassment, etc. against ordinary citizens. The petition asked the court to issue directions for implementation of recommendations of expert committees.

Directions: In September 2006, the court issued various directions to the centre and states including:

- Constitute a State Security Commission in every state that will lay down policy for police functioning, evaluate police performance, and ensure that state governments do not exercise unwarranted influence on the police.
- Constitute a Police Establishment Board in every state that will decide postings, transfers and promotions for officers below the rank of Deputy Superintendent of Police, and make recommendations to the state government for officers of higher ranks.
- Constitute Police Complaints Authorities at the state and district levels to inquire into allegations of serious misconduct and abuse of power by police personnel.
- Provide a minimum tenure of at least two years for the DGP and other key police officers (e.g., officers in charge of a police station and district) within the state forces, and the Chiefs of the central forces to protect them against arbitrary transfers and postings.
- Ensure that the DGP of state police is appointed from amongst three senior-most officers who have been empanelled for the promotion by the Union Public Service Commission on the basis of length of service, good record and experience.
- Separate the investigating police from the law and order police to ensure speedier investigation, better expertise and improved rapport with the people.
- Constitute a National Security Commission to shortlist the candidates for appointment as Chiefs of the central armed police forces.

Implementation: According to a report of the NITI Aayog (2016), of 35 states and UTs (excluding Telangana), State Security Commissions had been set up in all but two states, and Police Establishment Boards in all states.³¹ The two states in which the State Security Commissions were not set up by August 2016 were Jammu and Kashmir and Odisha. Note that the report also found that the composition and powers of the State Security Commissions and the Police Establishment Boards were at variance with the Supreme Court directions. For example, in states such as Bihar, Gujarat and Punjab, the State Security Commission were dominated by government and police officers. Further, many of these Commissions did not have the power to issue binding recommendations.

Model Police Act, 2006

Key features of the Model Police Act, 2006 include:

- **Organisation and recruitment:** Each state will have one police service, which shall be headed by the DGP. Direct recruitments to subordinate ranks (i.e. below Deputy SP) will be made through a state level Police Recruitment Board. Recruitment to officers' ranks will be through the Union Public Service Commission or State Public Service Commission.
- **Responsibilities:** The responsibilities of the police service will include: (i) enforcing the law impartially, and protecting life, liberty and human rights, (ii) preserving public order, and preventing terrorist, militant and other activities affecting internal security, (iii) protecting public properties, (iv) preventing and investigating crimes, (v) providing help in natural or man-made disasters, (vi) collecting intelligence, etc. In police stations in urban areas and crime prone rural areas, investigation of heinous and economic crimes (e.g., murder, serious cases of cheating) will be carried out by a Special Crime Investigation Unit, headed by an officer at least of the rank of a Sub-Inspector. Officers of these units will generally not be diverted for any other duty.
- **Accountability:** The state government will exercise superintendence over the police service. This will include laying down policies and guidelines, setting standards for quality policing, and ensuring that the police perform their duties in a professional manner. State Police Boards will be constituted in each state to frame guidelines, select officers who are qualified to be promoted to rank of DGP, and evaluate police performance. Police Accountability Commissions will also be set up by states to address complaints of police misconduct. However key police functionaries (e.g., DGP and police station in charge) will have a minimum tenure of two years unless they have been convicted by a court, or suspended from service, etc.
- **Service Conditions:** The state government will ensure that the average hours of duty of a police officer do not exceed 8 hours (in exceptional situations, 12 hours). Adequate insurance coverage will also be provided to personnel against any injury disability or death caused in line of duty. A Police Welfare Board must also be set up to administer and monitor welfare measures for police, including medical assistance, group housing, and legal aid for officers facing court proceedings.

Table 4: Incidence and rate of cognizable crime in 2015

State/Union Territory	Indian Penal Code		Special and Local Laws	
	Incidence	Crime per lakh population	Incidence	Crime per lakh population
Andhra Pradesh	1,10,693	215.6	15,755	30.7
Arunachal Pradesh	2,968	227.8	181	13.9
Assam	1,03,616	321.8	3,849	12
Bihar	1,76,973	171.6	18,439	17.9
Chhattisgarh	56,692	220.9	2,45,223	955.6
Goa	3,074	156.4	1,482	75.4
Gujarat	1,26,935	203.6	3,07,108	492.7
Haryana	84,466	310.4	47,523	174.6
Himachal Pradesh	14,007	198.5	3,214	45.5
Jammu and Kashmir	23,583	191.2	1,727	14
Jharkhand	45,050	135.1	7,861	23.6
Karnataka	1,38,847	224	32,019	51.7
Kerala	2,57,074	723.2	3,96,334	1115
Madhya Pradesh	2,68,614	348.3	90,046	116.8
Maharashtra	2,75,414	231.2	1,47,766	124
Manipur	3,847	149.5	1,004	39
Meghalaya	4,079	148.2	327	11.9
Mizoram	2,228	211.2	347	32.9
Nagaland	1,302	55.1	629	26.6
Odisha	83,360	197.3	19,848	47
Punjab	37,983	131.2	22,253	76.9
Rajasthan	1,98,080	273.9	64,096	88.6
Sikkim	766	119.3	184	28.7
Tamil Nadu	1,87,558	271.2	2,54,604	368.2
Telangana	1,06,282	290.7	16,496	45.1
Tripura	4,692	123.5	172	4.5
Uttar Pradesh	2,41,920	112.1	25,49,421	1181.2
Uttarakhand	10,248	97.2	88,618	840.5
West Bengal	1,79,501	193	26,777	28.8
A&N Islands	862	157.9	2,197	402.4
Chandigarh	3,248	186.5	1,865	107.1
D&N Haveli	269	64.4	34	8.1
Daman and Diu	302	94.1	17	5.3
Delhi	1,91,377	916.8	8,599	41.2
Lakshadweep	50	62.5	15	18.8
Puducherry	3,440	209.1	669	40.7
India	29,49,400	234.2	43,76,699	347.6

Sources: National Crime Records Bureau, 2015; PRS.

Table 5: Strength of state police forces and vacancies (as on January 1, 2016)

State	Sanctioned	Actual	Vacancies	% Vacancies
Andhra Pradesh	59,174	49,587	9,587	16%
Arunachal Pradesh	12,764	10,923	1,841	14%
Assam	53,400	45,484	7,916	15%
Bihar	1,23,277	93,798	29,479	24%
Chhattisgarh	65,749	55,330	10,419	16%
Goa	8,313	6,745	1,568	19%
Gujarat	1,03,047	70,491	32,556	32%
Haryana	61,691	42,386	19,305	31%
Himachal Pradesh	16,637	14,178	2,459	15%
Jammu & Kashmir	80,110	69,978	10,132	13%
Jharkhand	76,692	56,189	20,503	27%
Karnataka	1,10,210	70,934	39,276	36%
Kerala	60,502	53,881	6,621	11%
Madhya Pradesh	1,09,495	86,759	22,736	21%
Maharashtra	1,91,143	1,76,044	15,099	8%
Manipur	32,078	25,146	6,932	22%
Meghalaya	15,020	12,548	2,472	16%
Mizoram	11,263	8,435	2,828	25%
Nagaland	21,574	22,264	(690)	-3%
Odisha	66,184	55,441	10,743	16%
Punjab	78,967	69,751	9,216	12%
Rajasthan	1,04,209	89,346	14,863	14%
Sikkim	6,081	4,565	1,516	25%
Tamil Nadu	1,36,002	1,09,948	26,054	19%
Telangana	64,489	47,428	17,061	26%
Tripura	27,448	24,018	3,430	12%
Uttar Pradesh	3,63,785	1,81,827	1,81,958	50%
Uttarakhand	21,155	19,991	1,164	6%
West Bengal	1,01,482	67,852	33,630	33%
A&N Islands	4,468	3,912	556	12%
Chandigarh	6,721	5,869	852	13%
D&N Haveli	310	334	(24)	-8%
Daman & Diu	535	390	145	27%
Delhi	82,242	76,348	5,894	7%
Lakshadweep	435	369	66	15%
Puducherry	4,039	3,177	862	21%
All India	22,80,691	17,31,666	5,49,025	24%

Note 1: State police include civil and armed police. Note 2: Nagaland Dadra and Nagar Haveli have a surplus of police personnel, indicated by brackets.

Sources: Data on Police Organisations 2016, Bureau of Police Research and Development; PRS.

Table 6: State-wise expenditure on police (2015-16) (in Rs crores)

States/ UTs	Total Budget for State	Budget for Police	Police Expenditure	Police Expenditure as % of State Budget
Andhra Pradesh	1,13,049	3,511	2,389	2.1%
Arunachal Pradesh	69,407	NA	NA	-
Assam	66,142	3,291	1,844	2.8%
Bihar	1,32,849	5,787	5,360	4.0%
Chhattisgarh	68,572	2,500	1,872	2.7%
Goa	NA	379	350	-
Gujarat	1,39,139	3,365	2,356	1.7%
Haryana	89,235	2,861	2,729	3.1%
Himachal Pradesh	31,316	736	599	1.9%
Jammu & Kashmir	77,000	4,172	4,005	5.2%
Jharkhand	NA	3,047	2,827	-
Karnataka	1,42,534	3,280	2,557	1.8%
Kerala	1,18,891	3,268	2,590	2.2%
Madhya Pradesh	1,56,475	4,266	3,016	1.9%
Maharashtra	2,43,026	11,146	7,232	3.0%
Manipur	9,652	1,128	839	8.7%
Meghalaya	9,733	602	411	4.2%
Mizoram	7,757	496	374	4.8%
Nagaland	11,754	1,002	851	7.2%
Odisha	2,39,753	2,761	2,617	1.1%
Punjab	79,314	4,678	4,597	5.8%
Rajasthan	1,41,232	4,173	4,120	2.9%
Sikkim	5,821	279	279	4.8%
Tamil Nadu	1,79,552	5,484	5,544	3.1%
Telangana	1,31,034	4,818	2,521	1.9%
Tripura	12,993	1,046	634	4.9%
Uttar Pradesh	3,02,687	13,765	10,387	3.4%
Uttarakhand	32,694	1,207	879	2.7%
West Bengal	1,09,103	5,284	3,708	3.4%
All India	27,20,716	98,329	77,487	2.8%

NA: Not available.

Sources: Data on Police Organisations 2016, Bureau of Police Research and Development; PRS.